

INSTRUCTIONS TO BE KEPT BY THE USER OF THE APPLIANCE

RADIANT HEATING PANELS

COMFORTLINE CL09s - CL12s - CL18s - CL24s - CL30s - CL36s

INSTALLATION INSTRUCTIONS



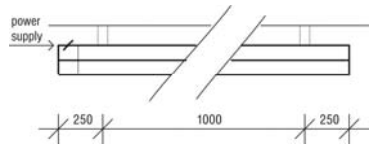
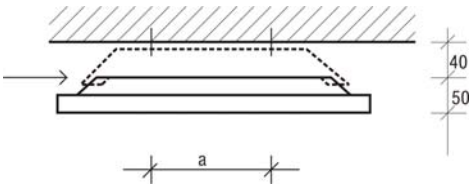
COMFORTLINE®

1. GENERAL INFORMATIONS

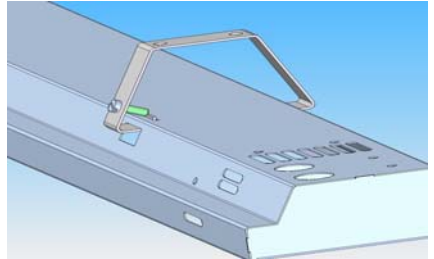
- 1.1. Panels are class 1, IPX4.
- 1.2. All heaters must be installed by a Licensed Electrician only in accordance with AS 3000.
- 1.3. It is very important not to touch the heating panels without gloves or clean hands as it is not possible to remove grease or dirt marks without damage to the heating surfaces.
- 1.4. These panels are used for heating larger areas. They are recommended mainly for outdoor areas, industry halls, workshops, storage areas, shops, sports and common halls. They can be used for zone heating of requested areas too.

2. ASSEMBLY

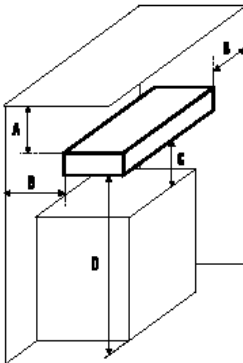
The panels can be suspended on the four fixing points by chain or fixed to a ceiling using the mounting brackets provided. The mounting brackets can be fixed to the panel using a screw or cable tie to provide extra security against accidental removal.



TYPE	a
CL 09s	40
CL 12s	40
CL 18s	100
CL 24s	100
CL 30s	200
CL 36s	200



Recommended installation Dimensions (mm)

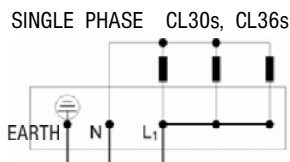
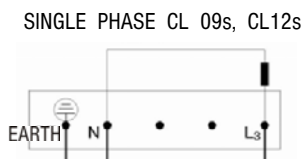
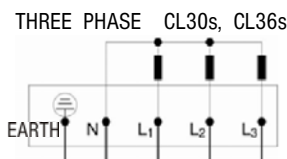
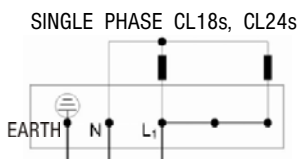


TYPE	A	B	C	D
CL 09s	40	150	500	2400
CL 12s	40	150	500	2400
CL 18s	40	150	500	2400
CL 24s	40	150	500	2400
CL 30s	40	200	1000	3500
CL 36s	40	200	1000	3500

3. ELECTRIC CONNECTION

The elements are rated to 240 Volts.

The supply cable and circuit breaker protection must be of a suitable rating.



4. CONTROL

Control system should be of such a type as to ensure that the installed panels are operated correctly. It is recommended that a thermostat incorporating a timer should be used.

Thermostats would require connection by a relay or contactor. For large areas and installations, it is possible to utilise a microprocessor control system.

COMFORTLINE CL30s - CL36s panels may be operated by switching of the individual sections as follows; it is possible to control by switching off the single sections.

First step - middle section only,

Second step - both outer sections,

Third step - all sections on.

The Comfortline CL18s and CL 24s panels can also be operated by switching of the individual sections.

5. MAINTENANCE

It is possible to clean the body of heating panel by using a gentle brush and detergent. Do not clean the radiant surface of the panel, as cleaning may cause damage.

Installation is prohibited in areas where sudden cooling of the heating lamellas can occur (via a stream of water, or water jet,...)

6. TECHNICAL CHARACTERISTICS

TYPE	INPUT (W)	VOLTAGE (V)	CLASS OF PROTECTION	IP	DIMENSIONS (mm)	WEIGHT (kg)
CL 09s	900	240 V	I	IP X4	1500x130x50	6
CL 12s	1200	240 V	I	IP X4	1500x130x50	6
CL 18s	2000	240 V	I	IP X4	1500x230x50	10
CL 24s	2400	240 V	I	IP X4	1500x230x50	10
CL 30s	3300	415 V	I	IP X4	1500x330x50	14
CL 36s	3600	415 V	I	IP X4	1500x330x50	14

7. NOTICE

It is very important not to touch the heating panels without gloves or clean hands as it is not possible to remove grease or dirt marks without damage to the heating surfaces.

8. GUARANTEE CONDITIONS

This product is guaranteed for a period of TWO YEARS, from the date of purchase.

COMFORTLINE warrants its product against defects in material, manufacture, or workmanship. Proof of purchase must be provided. Installations must be carried out in accordance with the instructions supplied and must be installed by a Licenced Electrician.

An authorized COMFORTLINE representative must be given the opportunity to inspect and report on the defect. The obligation of COMFORTLINE is to repair or replace the defective product only free of charge to the customer. The faulty product must be returned to the place of purchase, or to COMFORTLINE Sydney, where COMFORTLINE reserves the right to repair or replace the unit at no cost or unreasonable delay to the customer. This Warranty does not cover faults caused by incorrect installation, damage by others, misuse, lightning, or, incorrect design by others or where payment is in default. Rectification work, performed as a consequence of matters not covered by the Warranty, or on an installation, will be at the expense of the customer.

COMFORTLINE®

Head Office

Telephone (02) 9997 2811

Facsimile (02) 9997 7852

Freecall 1 800 636 091

Victorian Office

Telephone (03) 5986 7388

Facsimile (03) 5986 7399

Tasmanian Office

Telephone (03) 6273 9122

Facsimile (03) 6273 9120